

KITCHEN ATMOSPHERE

—

RE_
DES
IGN

Euromobil

Sistemi cucine
ed elementi di
contenimento che
diventano strutture
architettoniche
secondo nuovi
schemi abitativi
- Il **DESIGN** che
GENERA lo SPAZIO.

Un potenziale
progettuale
ispirato dall'arte
contemporanea.
Tre mood,
tre aree di gusto
che interpretano
altrettanti
stili abitativi:
NATURAL,
CONTRAST e
MONOCHROME.

Kitchen systems
and storage
units become
architectural
structures,
as new home
design dictates
- **DESIGN** that
GENERATES SPACE.

A planning
potential
inspired by
contemporary art.
Three moods,
three different
tastes that interpret
just as many
living styles:
NATURAL,
CONTRAST and
MONOCHROME.

INDEX

MOOD: NATURAL, CONTRAST, MONOCHROME design R&S Euromobil e Roberto Gobbo

ANTIS P.06



LAIN P.18



LAIN P.30



TELERO ANTIS P.38



TELERO ANTIS P.46



TELERO ANTIS LAIN P.58



LAIN P.74



TELERO ANTIS P.84



TELERO P.94



FILÒ P.102



FREE STEEL P.108



SEI design Marc Sadler

P.114



P.126



LAIN P.138



TELERO P.144



FILÒ P.150



ATMOSPHERE IN BEIJING, S. TROPEZ, PARIS

TECH

OPENING METHODS	P.156
MATERIALS	P.158
FINISHES	P.160

MOOD

NATURAL

Natural è lo sguardo verso la natura. Superfici materiche e autentiche come il noce canaletto materia, l'olmo Michelangelo, il gres Laminam In-Side pietra piacentina taupé e il vetro Dekor Sac medium abbinati ai colori fango, caligine e pomice in tutte le loro varianti materiche. Questa area di gusto si lega armonicamente agli originali objet trouvé di Lorenzo Mariani, in arte L'orMa.

Natural looks to nature. Authentic, textured surfaces such as Materia American walnut, Michelangelo elm, taupé Piasentina Stone Gres Laminam In-Side and medium Sac Dekor glass paired with mud, haze and pumice in all their textured versions. This area of preference is harmoniously linked to the original "found objects" of Lorenzo Mariani (known as L'orMa).

CONTRAST




Contrast è il luogo dei contrasti cromatici e del dialogo tra gli opposti. Spiccano gli accostamenti tra il bianco ottico e il nero nelle varianti cromatiche come il Wood Caneté black e il gres Laminam In-Side Cardoso nero o il vetro Dekor Palladio light con il nero Marquina e il TSS Turner dark. Questo mood si ispira all'opera di Alberto Biasi, riconosciuto protagonista dell'arte ottico-cinetica.

Contrast is a place of colour contrasts where opposites interact. Particular pairings stand out such as optic white and black in chromatic variants like black Wood Caneté and black Cardoso Gres Laminam In-Side or Light Palladio Dekor glass with Marquina black and dark Turner TSS. This mood is inspired by the work of Alberto Biasi, the renowned protagonist of optical-kinetic art.

MONOCHROME

Monochrome è una selezione di finiture e materiali monocromatici in cui la continuità cromatica è potere: qui è protagonista l'ottanio nelle sue varianti materiche. Questo mood che ha come valore la pura essenzialità è ispirato alle opere di Jorrit Tornquist e alla sua continua ricerca fondata sul colore e sulla capacità della luce di modificare le superfici esaltandone la carica espressiva.

Monochrome is a selection of monochrome finishes and materials whose strength lies in its colour continuity: the focus here is on octane blue in its textured versions. This mood based on pure minimalism is inspired by the works of Jorrit Tornquist and by his ongoing research into colour and on light's ability to modify surfaces, enhancing their expressive properties.





ANTIS

LACCATO SUPER MATT FANGO
NOCE CANALETTO MATERIA
SUPER MATT MUD LACQUER
MATERIA AMERICAN WALNUT



**TECA**

Pensili telaio alluminio testa di moro e vetro fumé, struttura noce canaletto materia
Wall units with dark brown aluminium frames and smoked glass panels, Materia American walnut structures

PUZZLE 12

Elementi in appoggio sp. 12 mm a giorno laccato Super Matt fango
12-mm thick open units in Super Matt mud lacquer



**SPACE ISOLA**

Accessori portaoggetti
Utility racks

**PIANO TOP
WORKTOP**

Inalco MDI silk camel natural sp.1,2 cm
1.2-cm thick natural camel Inalco MDI silk



CORNER BOX
H. 267 CM
DA PAVIMENTO
A SOFFITTO
 FLOOR-TO-CEILING
 CORNER BOX
 H. 267 CM



CORNER BOX

Cabina angolo dispensa predisposta per elettrodomestici, attrezzata con ripiani, accessori in metallo e colonna a giorno con ripiano estraibile in acciaio inox
 Corner cupboard designed to contain electrical appliances; fitted with shelves, metal accessories and an open tall unit with a pull-out shelf in stainless steel

**TECA**

Anta telaio alluminio testa di moro e vetro extrachiaro, struttura TSS Piave
Door with dark brown aluminium frame and extralight glass, Piave TSS structure

PUZZLE 12

Elementi a giorno laccato Super Matt nero assoluto con accessori
Open units in absolute black Super Matt lacquer with accessories



LAIN

TECNOLAMINA RESPET® STRIPE GREY E BIANCO MATT
RESPET® STRIPE GREY AND MATT WHITE TECNOLAMINA





LAIN PRO
 Basi Tecno lamina
 bianco matt
 Matt white tecnolamina
 base units



COLONNA DISPENSA
 Sistema estraibile PRO orione
 con schienale LED Solaris
 PRO orione pull-out system
 with led Solaris back panel





COLONNE
TALL UNIT
Ante finitura retro colonne
The back side of tall units
matches the finish of the doors



TECA
Anta telaio alluminio testa di moro e vetro fumé
Dark brown aluminium framed doors with smoked glass panels



FIT

Accessori rovere grigio e alluminio nero
Grey oak and black aluminium accessories



LAIN

ECOLACCATO OTTANIO
 FENIX NTM® NERO INGO
 OCTANE BLUE ECOLACCATO
 INGO BLACK FENIX NTM®

TOTEM


Libreria a soffitto struttura in alluminio verniciato
 brunito con luce LED integrata, mensole ecolaccato ottanio
 Floor-to-ceiling shelving system with a burnished painted aluminium
 structure, integrated LED lights and octane blue Ecolaccato shelves

**PIANO TAVOLO**

Piano tavolo Fenix NTM® nero Ingo
sp.4 cm sagomato con gamba Flat
Shaped, 4-cm thick Ingo black
Fenix NTM® table top with Flat leg

**MAGNETOLAB**

Schienale magnetico vetro nero assoluto opaco
Matt absolute black glass magnetic backplash



TELERO ANTIS

LACCATO SUPER MATT FANGO
OLMO MICHELANGELO
GRES LAMINAM IN-SIDE PIETRA PIASENTINA TAUPÉ
SUPER MATT MUD LACQUER
MICHELANGELO ELM
TAUPÉ PIASENTINA STONE GRES LAMINAM IN-SIDE



**TECA**

Pensili telaio alluminio testa di moro
e vetro fumé, struttura olmo Michelangelo
Wall units with aluminium dark brown framed
and smoked glass; Michelangelo elm structure

KABINSPACE

Kabin anta scorrevole guide a scomparsa
Sliding-door Kabin with hidden runners

GAP

Canale attrezzato filotop
Flush kitchen counterback



CABINET
Colonna anta rientrante
Tall unit with receding door



CABINET
Colonna anta rientrante
con sistema estraibile
Lavido Arena style antracite
Tall unit with receding door
and anthracite Lavido Arena
style pull-out system



TELERO ANTIS

GRES LAMINAM IN-SIDE CARDOSO NERO
LACCATO SUPER MATT BIANCO OTTICO
WOOD CANETÉ BROWN
BLACK CARDOSO GRES LAMINAM IN-SIDE
SUPER MATT OPTIC WHITE LACQUER
BROWN WOOD CANETÉ





LAVASTOVIGLIE PER GOLA
DISHWASHER FOR GROOVE
 L.60 cm con due cestoni
 60-cm wide with two deep drawer fronts



TELERO GR
 Basi gres Laminam
 In-Side Cardoso nero
 Black Cardoso Gres Laminam
 In-Side base units

ANTIS POD
 Colonne laccato Super
 Matt bianco ottico
 Super Matt optic white
 lacquered tall units



**KABINSPACE**

Colonne a giorno con attrezzatura interna,
ripiano estraibile in acciaio inox e sistema
estraibile Lavido Arena style antracite
Open tall units with interior accessories,
pull-out shelf in stainless steel and Lavido
Arena Style pull-out system in anthracite

**KABINSPACE**

Kabin anta scorrevole vetro bianco
ottico opaco con guide a scomparsa
Matt optic white glass sliding-door
Kabin with hidden runners

**TOTEM**

Libreria a soffitto, struttura in alluminio verniciato brunito con luce LED integrata, elementi contenitore con frontali Wood Caneté brown e scrittoi Wood liscio brown, ripiani Bank vetro fumé
 Floor-to-ceiling shelving system in burnished painted aluminium with integrated LED lights, storage units with brown Wood Caneté fronts and brown plain Wood desks, smoked glass Bank shelves



TOTEM
Contenitori Wood Canetè brown
Brown Wood Canetè units



TELERO ANTIS LAIN

VETRO DEKOR SAC MEDIUM
WOOD CANETÉ BLACK
TSS POMICE
MEDIUM SAC DEKOR GLASS
BLACK WOOD CANETÉ
PUMICE TSS





FIT

Accessori rovere grigio e alluminio nero
Grey oak and black aluminium accessories



TELERO
 Basi vetro Dekor
 sac medium
 Medium sac Dekor
 glass base units



COLONNE ANGOLO ESTERNO
 EXTERNAL CORNER TALL UNITS



IMAGE KITCHEN
 Basi a giorno in metallo
 Metal open base units

KABINSPACE
 Kabin anta scorrevole Wood Caneté
 black con guide a scomparsa
 Black Wood Caneté sliding-door
 Kabin with hidden runners



**TOTEM**

Libreria a parete, struttura in alluminio verniciato brunito con luce LED integrata, mensole sp.2,2 cm e scrittoio sp.6 cm TSS pomice
Floor-to-wall shelving system with a burnished painted aluminium structure and integrated LED lights, 2.2-cm thick shelves and 6-cm thick desk in pumice TSS

LAIN



LAIN POD
Basi TSS pomice
Pumice TSS base units

UP
Boiserie
Wall panelling



LAIN

ECOLACCATO CALIGINE
TSS TURNER DARK
TSS TAGLIAMENTO
HAZE ECOLACCATO
DARK TURNER TSS
TAGLIAMENTO TSS

**LAIN SINUS**

Basi ecolaccato
caligine
Haze Ecolaccato
base units

**PIANO TOP
WORKTOP**

Inalco MDI umbra marr bocciardato sp. 1,2 cm
1.2-cm thick bushhammered umbra marr Inalco MDI

GAP

Canale attrezzato flotop
Flush kitchen counterback

**LAIN SINUS**

Basi ecolaccato caligine,
colonne TSS Turner dark
Haze Ecolaccato base units,
dark Turner TSS tall units

CORNER BOX

Cabina dispensa ad angolo
Corner cupboard

PUZZLE 12

Colonna e pensili a giorno
sp.12 mm TSS Tagliamento
12-mm thick Tagliamento
TSS open tall and wall units



LAVASTOVIGLIE
DISHWASHER

L.75 cm anta intera e vano a giorno
75-cm wide with full-height door
and open compartment



CORNER BOX

Cabina dispensa ad angolo attrezzata con ripiani
Corner cupboard fitted with shelves

**FRAME**

Telaio alluminio, cornice laccato
cashmere e vetro extrachiaro
Aluminium frame, cashmere
lacquer and extralight glass




TELERO ANTIS

VETRO DEKOR SAC DARK
OLMO MICHELANGELO
DARK SAC DEKOR GLASS
MICHELANGELO ELM



IMAGE KITCHEN
Basi a giorno in metallo
Metal open base units

SPACE ISOLA
Accessori portaoggetti
Utility racks



PIANO TOP
WORKTOP TOP
 Acciaio inox satinato sp.0,4 cm
 0.4-cm thick satin-finish stainless steel

MOOVE
 Piano snack scorrevole olmo Michelangelo
 Sliding breakfast bar in Michelangelo elm

**KABINSPACE**

Kabin anta scorrevole vetro Dekor
sac dark con guide a scomparsa
Dark sac Dekor glass sliding-door
Kabin with hidden runners

CABINET DISPENSA

Colonna anta rientrante con
ripiano estraibile acciaio inox
e schiena olmo Michelangelo
Tall unit with receding door and
pull-out stainless steel shelf;
Michelangelo elm back panel



**TELERO GR**

Vetro Dekor sac dark
Dark sac Dekor glass

PIANO TOP**WORKTOP TOP**

Vetro Dekor sac dark sp. 1,3 cm
1.3-cm-thick dark sac Dekor glass



TELERO

GRES LAMINAM PIETRA GREY
LACCATO SUPER MATT BIANCO
EUCALIPTO TERMOTRATTATO
GREY STONE GRES LAMINAM
SUPER MATT WHITE LACQUER
THERMOTREATED EUCALYPTUS

**HORIZON**

Boiserie laccato Super Matt bianco con
pannello scorrevole in gres Laminam pietra grey
White Super Matt lacquered wall panelling
with sliding panel in grey stone Gres Laminam

**TECA**

Pensili telaio alluminio testa di moro e vetro fumé, struttura eucalipto termotrattato
Wall units with dark brown aluminium frames and smoked glass panels, thermotreated eucalyptus structure

UP

Boiserie pannelli eucalipto termotrattato e ripiani Bank vetro fumé con luce LED
Thermotreated eucalyptus wall panelling fitted with smoked glass Bank shelves and LED lights

OPEN

Basi a giorno in eucalipto termotrattato
Thermotreated eucalyptus open base units

THIN

Piano snack laccato nero assoluto opaco
Matt absolute black lacquered breakfast bar

**TELERO HA**

Basi gres Laminam pietra grey
Grey stone Gres Laminam base units

EASY LINE

Accessori noce canaletto
American walnut accessories





FILO

LACCATO FUSION OSSIDATO
VETRO FUMÉ SERIGRAFATO
EUCALIPTO TERMOTRATTATO
OXIDIZED FUSION LACQUER
SCREEN-PRINTED SMOKED GLASS
THERMOTREATED EUCALYPTUS



FILÒ
Anta vetro fumé serigrafato a losanghe
orizzontali e laccato Fusion ossidato
Doors with screen-printed smoked glass
with a horizontal rhombus pattern
and oxidised Fusion lacquered frames

TAG
Maniglia
Handle

**UP**

Boiserie pannelli eucalipto termotrattato,
ripiani Bank vetro fumé con luce LED
Thermotreated eucalyptus wall panelling fitted
with smoked glass Bank shelves and LED lights

GAP

Canale attrezzato filotop
Flush kitchen counterback



FREE STEEL

—
ACCIAIO INOX SATINATO
SATIN-FINISH STAINLESS STEEL







SEI

DESIGN MARC SADLER

“ SEI come sei millimetri, ovvero lo spessore di piani, fianchi, mensole, accessori... i pannelli sembrano lame e solo il savoir faire italiano lo ha reso possibile. Ho giocato con materiali e colori, mescolando legno, marmo, acciaio e laminato per un unico obiettivo: realizzare un progetto semplice ma funzionale, ricco di bellissimi materiali e ravvivato nei suoi interni dal colore. Tutto grazie a tradizione artigianale, cura del dettaglio e innovazione tecnologica.

SEI as in six millimetres, which is the thickness of tops, side panels, shelves and accessories... the panels are as narrow as blades and only Italian know-how can achieve such effects. I juggled with materials and colours, mixing wood, marble, steel and laminate for a single purpose: to implement a simple but functional project with a wealth of super materials, brightened up on the inside by the use of colour. All this was made possible by artisan traditions, finely-crafted details and technological innovation. „

M. Sadler


SEI

FENIX NTM® ROSSO JAIPUR
FENIX NTM® NERO INGO
ACCIAIO INVECCHIATO
PIETRA NATURALE MARMO OCEAN STORM
JAIPUR RED FENIX NTM®
INGO BLACK FENIX NTM®
ANTIQUE STAINLESS STEEL
OCEAN STORM MARBLE NATURAL STONE





SEI
Basi Fenix NTM® rosso Jaipur e acciaio invecchiato,
basi isola Fenix NTM® nero Ingo e pietra naturale marmo ocean storm
Jaipur red Fenix NTM® and antique stainless steel base units,
Ingo black Fenix NTM® island base units with Ocean storm marble



**SIPARIO**

Schienale attrezzato
Accessorised back panel

QUINTE

Colonne a giorno
Open tall units

SEI

Piano snack e sgabelli
olmo naturale stracciato nero
Breakfast bar and stools
in black ragged natural elm



IMAGE
Libreria site specific
Side-specific open shelving system



SEI

FENIX NTM® VERDE COMODORO
ACCIAIO INVECCHIATO
COMODORO GREEN FENIX NTM®
ANTIQUE STAINLESS STEEL







SEI
Basi Fenix NTM® verde comodoro
e acciaio invecchiato
Comodoro green Fenix NTM® and
antique stainless steel base units

QUINTE
Colonne a giorno
Open tall units



ATMOSPHERE IN BEIJING, SAINT TROPEZ, PARIS

Luoghi e persone creano un dialogo armonico con l'interior design della propria abitazione e **ATMOSPHERE** ne è la rappresentazione più autentica. I progetti qui selezionati reinterpretano il codice stilistico delle cucine Euromobil, inserendole in architetture pensate da progettisti di livello internazionale.

Places and people create a harmonious dialogue with your home's interior design and **ATMOSPHERE** is one of the most authentic representatives of this process. The projects selected for this brochure reinterpret the stylistic code of Euromobil kitchens, fitting them into architectures created by internationally-renowned designers.

LAIN

ATMOSPHERE IN BEIJING

Un'architettura che conduce la vita interna verso l'esterno per poter ammirare la natura circostante.

A type of architecture that moves the indoors outdoors in order to admire the natural surroundings.

Una cucina smart capace di esprimere con completezza tutte le prestazioni qualitative dei modelli di alta gamma.
A smart kitchen that fully expresses all the quality of the performance typical of top-of-the range models.



Frontali ecolaccato
bianco ottico
bordo inclinato 33°
con profilo gola.
Optic white ecolaccato
33° slanted-edged
fronts with groove.



**Ecolaccato
bianco ottico e
TSS rovere light.**
Optic white
ecolaccato and
light oak TSS.

LAIN basi in TSS rovere light ed ecolaccato bianco ottico, pensili e colonne in ecolaccato bianco ottico, boiserie Up con pannelli e ripiani in TSS rovere light. Basi a giorno Open in TSS rovere light e ripiani Bank con luce LED. Piano snack sp.4 cm in TSS rovere light inclinato su 4 lati.

LAIN base units in light oak TSS and optic white ecolaccato, wall and tall units in optic white ecolaccato, Boiserie Up with light oak TSS wall panels and shelves. Open base units in light oak TSS and Bank shelves with LED lighting. 4 cm thick breakfast bar in light oak TSS with 4 slanting edges.





Atmosfera elegante e funzionalità marcata per una cucina vista mare.
 An elegant atmosphere and superior functionality are combined in a kitchen with a sea view.


TELERO

ATMOSPHERE IN SAINT TROPEZ

Un'immensa villa, affacciata sulla costa, conserva intatta la purezza delle forme e l'essenzialità dei materiali provenzali.

A huge villa overlooking the coast preserves pure Provencal forms and minimalist materials.





Un progetto dove
il vetro è protagonista,
pensili Frame
in vetro fumé.
This project focuses
on glass and features
smoked glass
Frame wall units.

**Vetro nero
assoluto opaco
e TSS materico
rovere Ontario.
Matt absolute
black glass
and Ontario oak
textured TSS.**

TELERO GR basi, colonne e coprifianchi con telaio nero assoluto e ante in vetro nero assoluto opaco, pensili Frame telaio nero e vetro fumé con cornice laccato nero assoluto opaco. Boiserie Horizon e mensole in TSS materico rovere Ontario, elemento scorrevole in laccato nero assoluto opaco. Tavolo snack Thin laccato nero assoluto opaco.

TELERO GR base units, tall units and finishing side panels with absolute black frames and matt absolute black glass doors. Frame wall units with a black frame and smoked glass panels with a matt absolute black lacquered cornice. Horizon wall panelling and shelves in Ontario oak textured TSS. Sliding midway unit in matt absolute black lacquer. Matt absolute black lacquered Thin breakfast bar.







Ritratto di cucina di classe per una soluzione progettuale perfettamente integrata in una dimora d'epoca.
A portrait of a sophisticated kitchen planned to fit perfectly into a period home.

FILÒ

ATMOSPHERE IN PARIS

Un appartamento all'interno di un classico palazzo haussmaniano della Ville Lumière, splende di nuova luce grazie agli arredi su misura e pezzi d'arte contemporanea.

A flat in a typical, Ville Lumière, Haussman-style building is brought back to life thanks to custom-sized furniture and contemporary artworks.





**Laccato opaco
bianco ottico
e vetro fumé
serigrafato.**
Matt optic white
lacquer and
screen-printed
smoked glass.

FILÒ basi in laccato opaco bianco ottico, pensili con vetro fumé serigrafato, boiserie Up con pannelli laccato opaco bianco ottico e ripiani Bank vetro fumé con luce LED. Basi a giorno Open in laccato opaco bianco ottico e ripiani Bank vetro fumé con luce LED. Sistema estraibile battente Premio Arena style finitura antracite.

FILÒ base units in matt optic white lacquer, wall units with screen-printed smoked glass panels, Boiserie Up matt optic white wall panelling and smoked glass Bank shelves with LED lighting. Open base units in matt optic white lacquer and smoked glass Bank shelves with LED lighting. Anthracite-finish Premio Arena style pull-out system.

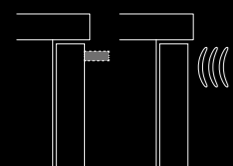




LAIN_ANTIS

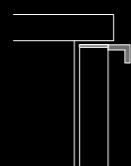
MANIGLIA HANDLE

PLAN



Frontali bordo dritto con maniglia a ridosso o apertura push-pull
Straight-edged fronts with attachable handle or push-pull opening

FLY



Frontali bordo dritto con maniglia FLY
Straight-edged fronts with FLY handle

POD



Frontali bordo dritto con maniglia POD
Straight-edged fronts with POD handle

PRO



Frontali bordo dritto con maniglia PRO
Straight-edged fronts with PRO handle

TELERO

MANIGLIA HANDLE

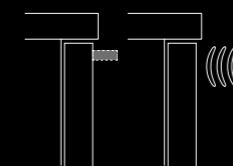
HA



Frontali telaio alluminio + pannello multimateriale con maniglia integrata
Aluminium frame fronts + multi-material panel with integrated handle

FILÒ

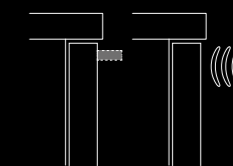
MANIGLIA HANDLE



Frontali telaio con maniglia a ridosso o apertura push-pull
Frame fronts with attachable handle or push-pull opening

FREE STEEL

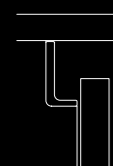
MANIGLIA HANDLE



Frontali bordo dritto con maniglia a ridosso o apertura push-pull
Straight edge fronts with attachable handle or push-pull opening

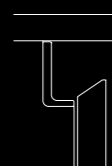
GOLA GROOVE

PLAN



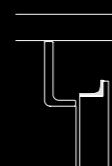
Frontali bordo dritto con profilo gola
Straight-edged fronts with groove

33



Frontali bordo inclinato 33° con profilo gola
33° slanted-edged fronts with groove

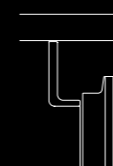
SINUS



Frontali bordo dritto con maniglia SINUS e profilo gola
Straight-edged fronts with SINUS handle and groove

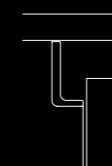
GOLA GROOVE

GR



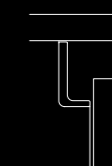
Frontali telaio alluminio + pannello multimateriale con profilo gola
Aluminium frame fronts + multi-material panel with groove

GOLA GROOVE



Frontali telaio con profilo gola
Frame fronts with groove

GOLA GROOVE



Frontali bordo dritto con profilo gola
Straight-edged fronts with groove

MATERIALS



GRES

Per le eccellenti performance tecniche, le superfici Laminam sono ideali negli impieghi più delicati nei quali è necessario garantire la massima igiene e resistenza. Le virtù estetiche e il grande formato, veri e propri plus artistici, garantiscono la continuità della materia in tutto l'ambiente tingendolo con toni naturali e sofisticati.

The excellent technical performance of Laminam surfaces make them ideal for delicate use where hygiene and strength are absolutely necessary. Their good looks and large size are truly artistic plusses and ensure continuity throughout the area, with a sophisticated, natural colour scheme.

LAMINAM



GRES IN-SIDE

La tecnologia In-Side si basa sulla miscelazione di materie prime a granulometria variabile da cui si ottiene un mélange materico tipico delle pietre naturali in grado di riprodurre l'estetica sia in superficie che nel corpo della lastra. In-Side consente di realizzare lastre ceramiche con continuità materica tra massa, superficie e bordo.


In-Side technology is based on the blending of raw materials of variable grain size, the result being a material mix typical of natural stone that is able to reproduce the aesthetics in both the surface and body of the slab. In-Side allows for the creation of ceramic slabs with body and surface continuity.

LAMINAM

ACCIAIO INOX
STAINLESS STEEL

Materiale di alto design, dalla resistenza unica, 100% riciclabile. L'acciaio inox AISI 304 è satinato grazie ad una particolare lavorazione.


Design friendly material, extremely robust and 100% recyclable. A special process makes AISI 304 satin stainless steel.



FENIX®

Fenix è un materiale innovativo, nanotech, super opaco e soft touch, anti-impronta e resistente ai micrograffi superficiali, coniuga raffinate soluzioni estetiche con prestazioni tecnologiche all'avanguardia. Fenix NTA® è una superficie metallica, Fenix NTM® ha colori che si ispirano alla natura.

Fenix is an innovative nanotech material, also ultra matt and soft touch, fingerprint proof and resistant to micro-scratches, that combines refined aesthetic solutions with cutting-edge technological performance. Fenix NTA® is a metal surface, Fenix NTM® has colours inspired by nature.

LACCATO
LACQUER

Il laccato ha una bellezza viva, una tattilità unica. Il laccato opaco è texturizzato mentre il laccato lucido è spazzolato, bordi compresi. Viene lavorato con quattro mani di vernice per una grammatura finale di 120 gr/mq opaco e 240 gr/mq lucido per lato.


Lacquered finishes feature vivacity and unique touch. Matt lacquered surfaces are textured, whereas glossy lacquer is brushed, also on the edges. It is applied with four coats of paint that provide a final grain of 120 g/m² for matt and 240 g/m² for glossy, per side.

LACCATO SUPER MATT
SUPER MATT LACQUER

Super Matt è una finitura ultra opaca, dal tocco morbido e vellutato, antiriflesso, con alte caratteristiche prestazionali ed un'elevata attenzione per l'ambiente. È antimpronta, antigraffio e resistente alle macchie in modo da mantenere inalterati nel tempo l'aspetto estetico e le caratteristiche tattili. I micrograffi possono essere riparati termicamente.

Super Matt is an ultra-matt finish that is smooth and velvety to the touch, anti-glare, with high performance and great respect for the environment.

The finish is fingerprint-proof, scratchproof and resistant to stains so that it maintains its aesthetic appeal and tactile characteristics over time. Any micro scratches can be thermally repaired.

FINITURE FUSION E SATIN
FUSION AND SATIN FINISHES

Finitura Fusion e finitura Satin laccate effetto metallo realizzate con sei passaggi manuali su ogni lato. Il risultato è una superficie unica e irripetibile, pregio e bellezza grazie alla luce che crea effetti policromatici.

Metal effect Fusion and Satin lacquered finishes are achieved by manually applying six coats to each side. The result is an attractive, unique surface on which the light creates a multicoloured effect.



ECOLACCATO

L'ecolaccato è una finitura realizzata con vernice atossica all'acqua che riduce del 95% l'emissione di solventi inquinanti. I frontali in ecolaccato, sono finiti su tutti i lati con grammatura finale 120 gr/mq. Il risultato è una finitura opaca, morbida come la seta.

Ecolaccato is a finish achieved with non-toxic, water-based paints that reduce emissions of polluting solvents by 95%. Ecolaccato fronts are finished on all sides with a final weight of 120 g/m². The result is a soft and silky matt finish.

VETRO
GLASS

Materiale d'eccellenza, resistentissimo, è riciclabile all'infinito e mantiene un'igiene sempre perfetta. Il vetro temprato aumenta la resistenza meccanica fino a 5 volte rispetto al vetro comune.

An excellent, strong material that's infinitely recyclable and remains perfectly hygienic. Toughened glass has five times more mechanical resistance than ordinary glass.

VETRO DEKOR
DEKOR GLASS


Il vetro Dekor è realizzato con una innovativa tecnica di stampa digitale ad alta definizione che permette la riproduzione di materiali naturali o texture esclusive. È un vetro stratificato, pertanto in caso di rottura non si divide in molteplici pezzi grazie ad una speciale pellicola che gli conferisce inoltre ottime proprietà termomeccaniche.

Dekor glass is made using an innovative high-definition digital printing technique that allows the reproduction of natural materials or exclusive textures. It is laminated glass, therefore in the event of breakage it will not break up into many pieces thanks to a special film that also gives it excellent thermomechanical properties.

LEGNO
WOOD

Legni caratterizzati dalla marcata matericità, di grande pregio e dalle finiture naturali che presentano tutta la bellezza delle venature, dei nodi e il particolare effetto sgubbiato. L'aspetto tattile e visivo è tipico del legno vissuto, trattato con speciali lavorazioni quando viene utilizzato come piano di lavoro.


The wood we use features great textures and natural finishes that highlight all the beauty of the grain, knots and a special hand-planed effect. The touch and appearance are typical of time-worn wood, specially treated when used as a worktop.



WOOD CANETÉ

La finitura Wood Caneté è ottenuta con una innovativa tecnologia: le superfici vengono impresse ottenendo texture esclusive caratterizzate da un leggero effetto tridimensionale che conferisce una elegante e piacevole vibrazione luminosa.

The Wood Caneté finish is obtained using an innovative technology: surfaces are embossed to create exclusive textures featuring a light three-dimensional effect that gives them an elegant and attractive luminous glow.



TECNOLAMINA

La tecnolamina è una superficie innovativa estremamente resistente.

Il trattamento superficiale di verniciatura anti-ingiallente rende il colore inalterabile e costante nel tempo e resistente alla luce. Elevato grado di opacità per la tecnolamina matt che presenta una sensazione tattile vellutata. La resistenza all'abrasione e agli agenti chimici rende il prodotto estremamente duraturo.

Tecnolamina is an extremely strong, innovative surface. It is treated with non-yellowing paint that makes the colours fast and resistant to light throughout time. Tecnolamina matt has a particularly matt finish that has a velvety feel. Resistance to abrasions and chemicals make this a long life product.




RESPET®

RESPET® è il primo pannello ottenuto utilizzando una resina PET riciclata al 100%.

Dalle bottiglie di plastica, attraverso un processo di frammentazione, purificazione ed estrusione, si creano tecnolamina di PET riciclato. RESPET® è una superficie estremamente resistente, trattata con verniciatura anti-ingiallente che rende il colore inalterabile e costante nel tempo. La resistenza all'abrasione e agli agenti chimici rende il prodotto estremamente duraturo.

RESPET® is the first panel obtained from a 100% recycled PET resin. Recycled PET tecnolamina is created by fragmenting, purifying and extruding the plastic from bottles, helping to safeguard our planet. RESPET® has an extremely hard-wearing surface, coated with non-yellowing paint that makes colours unalterable and constant over time. Product durability is very high due to resistance to abrasion and chemical substances.



TSS

I TSS sono una famiglia di finiture robuste, antigraffio, di facile pulizia e dalle eccezionali doti di resistenza:

i TSS tinta unita presentano superfici lisce con eleganti tonalità; i TSS effetto legno presentano la stessa matericità sia sul fronte che sul retro dell'anta; i TSS Imprimé effetto malta alludono a tattilità tipiche dell'architettura contemporanea.

TSS is a range of robust, scratchproof, easy-to-clean and exceptionally resistant finishes: solid colour TSS finishes have a smooth surface and are available in elegant colours; TSS wood-effect finishes have the same material quality on the front and back of the door; TSS Imprimé mortar-effect recall the tactile appeal typical of contemporary architecture.



TSS TURNER

I TSS Turner sono robusti, antigraffio, dalla facile pulizia e dalle eccezionali doti di resistenza.


Il morbido ed esclusivo effetto nuvolato, in diverse tonalità dal chiaro allo scuro, trova piena ispirazione nell'opera del grande artista Inglese che con straordinaria abilità creava magiche atmosfere tratte dalla natura.

Solid colour TSS Turner finishes are robust, scratchproof, easy-to-clean and exceptionally resistant. The soft and exclusive cloudy effect, in different shades from light to dark, is fully inspired by the great British artist, who with extraordinary skill created magical atmospheres drawn from nature.

FINISHES

STRUTTURA STRUCTURE

Telero / Antis / Lain / Filò / Free Steel



ANTRACITE / ANTHRACITE



SELCE / FLINT

GRES

Telero



BIANCO ASSOLUTO / ABSOLUTE WHITE



STATUARIO ALTISSIMO



PIETRA GREY / GREY STONE




SAVOIA ANTRACITE / ANTHRACITE SAVOIA



OSSIDO BRUNO / DARK OXIDE



NERO GRECO / GREEK BLACK



NERO ASSOLUTO / ABSOLUTE BLACK

GRES IN-SIDE (TUTTA MASSA) GRES IN-SIDE (BODY AND SURFACE CONTINUITY)

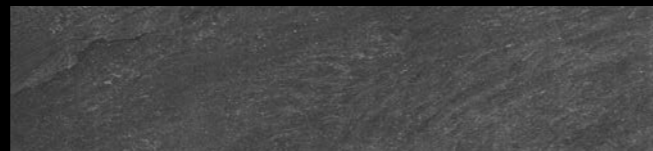
Telero



PIETRA PIASENTINA TAUPE / TAUPE PIASENTINA STONE



PORFIDO MARRONE / BROWN PORPHYRY



CARDOSO NERO / BLACK CARDOSO

WOOD CANETÉ

Antis




BROWN




BLACK

ROVERE TEXTURE TEXTURE OAK

Antis



ROVERE MOJAVE / MOJAVE OAK



ROVERE CANYON / CANYON OAK



ROVERE BASALTO / BASALT OAK



ROVERE LAVA / LAVA OAK

EUCALIPTO TERMOTRATTATO THERMOTREATED EUCALYPTUS

Antis




EUCALIPTO TERMOTRATTATO / THERMOTREATED EUCALYPTUS

MATERIA

Antis




ROVERE GIZA / GIZA OAK




ROVERE ARGILLA / CLAY OAK



ROVERE CARBONE / COAL OAK




NOCE MATERIA / MATERIA WALNUT



NOCE CANALETTO / AMERICAN WALNUT

OLMO NATURALE NATURAL ELM

Antis



RAFFAELLO



MICHELANGELO



LEONARDO

FENIX NTA®

Antis



ACCIAIO HAMILTON / HAMILTON STEEL



ARGENTO DUKAT / DUKAT SILVER




ORO CORTEZ / CORTEZ GOLD

FENIX NTM®

Antis




CASTORO OTTAWA / OTTAWA BEAVER



BEIGE LUXOR / LUXOR BEIGE



CASTORO OTTAWA



GRIGIO EFESO / EFESO GREY




GRIGIO LONDRA / LONDON GREY




GRIGIO ANTRIM / ANTRIM GREY



GRIGIO BROMO / BROMO GREY



BRONZO DOHA / DOHA BRONZE




CACAO ORINOCO / ORINOCO COCOA




VERDE COMODORO / COMODORO GREEN



BLU FES / FES BLUE



ROSSO JAIPUR / JAIPUR RED



NERO INGO / INGO BLACK

ACCIAIO INOX STAINLESS STEEL


Free Steel



ACCIAIO INOX SATINATO / SATIN-FINISH STAINLESS STEEL

FUSION - LACCATO EFFETTO ACCIAIO

Antis / Filò



RAME



OSSIDATO



PIOMBO

SATIN - LACCATO EFFETTO ACCIAIO SATINATO
SATIN - SATIN-FINISH STEEL EFFECT LACQUER

Antis



NICHEL / NICKEL




TITANIO / TITANIUM

LACCATO OPACO TEXTURIZZATO - LACCATO SUPER MATT* - LACCATO LUCIDO SPAZZOLATO
TEXTURED MATT LACQUER - SUPER MATT LACQUER* - BRUSHED GLOSS LACQUER


Antis / Filò**




BIANCO OTTICO / OPTIC WHITE




BIANCO / WHITE




CALIGINE / HAZE



POMICE / PUMICE



NUBE / CLOUD



CASHMERE / CASHMERE



FANGO / MUD



ARENA / SAND



SELCE / FLINT



SILICE / SILICA



GRIGIO LONDRA / LONDON GREY



BASALTO / BASALT



OTTANIO / OCTANE BLUE



ARDESIA / SLATE



GRIGIO BROMO / BROMO GREY



CACAO / COCOA



PECE / TAR



CIPRIA / POWDER PINK



CURCUMA / TURMERIC



AZZURRO / AZURE




MUSCHIO / MOSS



BORGOGNA / BURGUNDY



BLU NOTTE / DARK BLUE



NERO ASSOLUTO / ABSOLUTE BLACK



LACCATO RAL CON MAGGIORAZIONE
RAL LACQUER COLOURS WITH A SURCHARGE

* il laccato Super Matt è una finitura ultra opaca
Super Matt lacquer has an ultra-matt finish


** solo laccato opaco texturizzato
in textured matt lacquer only

ECOLACCATO

Lain



BIANCO OTTICO / OPTIC WHITE



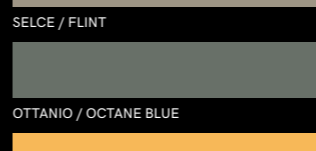
CALIGINE / HAZE



CASHMERE / CASHMERE



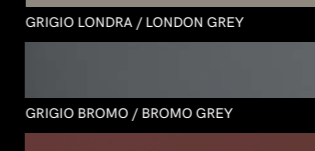
FANGO / MUD



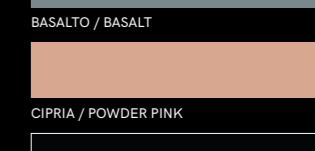
SELCE / FLINT



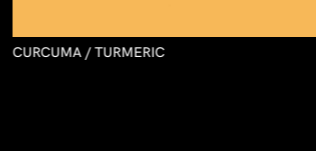
SILICE / SILICA



GRIGIO LONDRA / LONDON GREY




BASALTO / BASALT



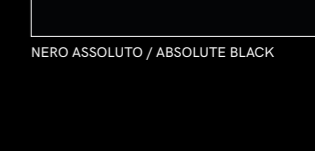
OTTANIO / OCTANE BLUE




ARDESIA / SLATE




GRIGIO BROMO / BROMO GREY




CIPRIA / POWDER PINK




CURCUMA / TURMERIC



AZZURRO / AZURE




BORGOGNA / BURGUNDY




NERO ASSOLUTO / ABSOLUTE BLACK

VETRO DEKOR OPACO MATT DEKOR GLASS

Telero



SAC DARK / DARK SAC



SAC MEDIUM / MEDIUM SAC



PALLADIO LIGHT



CALACATTA



AMANI GRIGIO / AMANI GREY



NERO MARQUINA / MARQUINA BLACK

VETRO OPACO E LUCIDO MATT AND GLOSS GLASS

Telero



BIANCO OTTICO / OPTIC WHITE



CALIGINE / HAZE



CASHMERE / CASHMERE



FANGO / MUD



SELCE / FLINT



SILICE / SILICA



GRIGIO LONDRA / LONDON GREY



BASALTO / BASALT



OTTANIO / OCTANE BLUE



ARDESIA / SLATE



GRIGIO BROMO / BROMO GREY



NERO ASSOLUTO / ABSOLUTE BLACK

TSS MATERICO TEXTURED TSS

Lain



TSS BRENTA / BRENTA TSS




ROVERE ONTARIO / ONTARIO OAK



ROVERE NATIVE / NATIVE OAK



TSS PIAVE / PIAVE TSS




TSS TAGLIAMENTO / TAGLIAMENTO TSS

TECNOLAMINA MATT - RESPET® MATT TECNOLAMINA - RESPET®

Lain



BIANCO MATT / MATT WHITE



RESPET® PEBBLE GREY




TALCO MATT / MATT TALC



LAVAGNA MATT / MATT LAVAGNA



RESPET® BLACK



RESPET® STRIPE GREY

TSS PORO REGISTRO TEXTURED WOOD-GRAIN EFFECT TSS

Lain



ROVERE LIGHT / LIGHT OAK



* OLMO SAND NT / NT SAND ELM



* OLMO CORTEX NT / NT CORTEX ELM




* LIGNUM DARK / DARK LIGNUM


* finiture coordinate con le collezioni Zalf
finishes coordinated with the Zalf collections

TSS IMPRIMÉ (EFFETTO MALTA) IMPRIMÉ TSS (CEMENT EFFECT)

Lain



IMPRIMÉ WHITE



IMPRIMÉ SILK



IMPRIMÉ ROCK




IMPRIMÉ SMOKE




IMPRIMÉ BLACK

TSS TINTA UNITA SOLID COLOUR TSS

Lain



* BIANCO TALCO / TALC WHITE



* POMICE / PUMICE



* CASHMERE TECHNO



SELCE TECHNO / TECHNO FLINT



* ARDESIA TECHNO / TECHNO SLATE



* OTTANIO / OCTANE BLUE

TSS TURNER (EFFETTO NUVOLATO) TURNER TSS (CLOUDY EFFECT)

Lain



LIGHT



SAND




DARK

* finiture coordinate con le collezioni Zalf
finishes coordinated with the Zalf collections

SEI FINISHES

LAMINATO HPL FINITURA KER KER FINISH HPL LAMINATE


Sei



BIANCO NUBE / CLOUD WHITE




SABBIA / SAND



GRIGIO VIOLA / VIOLET GREY



BRUNO GAZZELLA / DARK GAZELLE



GRIGIO FERRO / IRON GREY



BLU SPAZIO / SPACE BLUE



GIALLO COLORADO / COLORADO YELLOW



ARANCIO TAGETE / MARIGOLD ORANGE



ROSSO DEVIL / DEVIL RED

LAMINATO EFFETTO MARMO HPL FINITURA KER HPL LAMINATE WITH KER FINISH MARBLE EFFECT

Sei



WHITE KANDIA



GREY PULPIS



BLACK KANDIA

LAMINATO HPL FINITURA LOSA LOSA FINISH HPL LAMINATE


Sei



MUNÉ BLACK

FENIX NTA®


Sei



ACCIAIO HAMILTON / HAMILTON STEEL



ARGENTO DUKAT / DUKAT SILVER




ORO CORTEZ / CORTEZ GOLD

FENIX NTM®

Sei



CASTORO OTTAWA / OTTAWA BEAVER



BEIGE LUXOR / LUXOR BEIGE




CASTORO OTTAWA



GRIGIO EFESO / EFESO GREY



GRIGIO LONDRA / LONDON GREY




GRIGIO ANTRIM / ANTRIM GREY




GRIGIO BROMO / BROMO GREY




BRONZO DOHA / DOHA BRONZE




CACAO ORINOCO / ORINOCO COCOA




VERDE COMODORO / COMODORO GREEN



BLU FES / FES BLUE



ROSSO JAIPUR / JAIPUR RED




NERO INGO / INGO BLACK

FINITURE ESCLUSIVE PER CASSETTI H.11 CM FINISHES FOR DRAWERS H.11 CM

ACCIAIO INOX STAINLESS STEEL

Sei



ACCIAIO INVECCHIATO / ANTIQUE STEEL

LEGNO WOOD


Sei



OLMO NATURALE STRACCIATO NERO / BLACK RAGGED NATURAL ELM

PIETRE NATURALI NATURAL STONES

Sei



MARMO OCEAN STORM / OCEAN STORM MARBLE



GRANITO SPLENDOR WHITE / SPLENDOR WHITE GRANITE



GRANITO COPACABANA / COPACABANA GRANITE

ART DIRECTION
valentinicesarottiassociati

PHOTO
Ezio Prandini

STYLING
Loop Lab studio
Luigina Pilloni
Laura Pasqualato

COLOUR SEPARATION
CD Cromo

PRINT
Grafiche Antiga

EDITION
EB 1121



100% MADE IN ITALY



Euromobil Flagship Store - Corso Monforte 30/3 Milano - Italy - Store project: Matteo Thun & Antonio Rodriguez

Euromobil

Via Circonvallazione, 21
31020 Falzè di Piave - TV - Italy
Tel. +39 0438 9861
info@euromobil.com
euromobil.com

Zalf

Via Marosticana, 9
31010 Maser - TV - Italy
Tel. +39 0423 9255
info@zalf.com
zalf.com

désirée

Via Piave, 25
31028 Tezze di Piave - TV - Italy
Tel. +39 0438 2817
info@desiree.com
desiree.com

GRUPPOEUROMOBIL.COM

